

INFINITY RT

N-type
Mono-Facial Module

DMxxxM10RT-54HBB
440~460W

23.0%
Max. Efficiency

- **Leading manufacturing**
40+ years experience in high-tech manufacturing.
- **High environmental, social and governance responsibility (ESG)**
100% green production, transparent supply chain and excellent ESG rating in the solar industry.



Outstanding Aesthetics

Designed with aesthetics in mind and manufactured using DMEGC Advanced Black Technology.



High Reliability

Excellent resistance to harsh environmental conditions such as salt, ammonia, sand, and hail.



Green Product


Focus on circular economy - low carbon footprint, PFAS-free and recyclable components.

COMPANY MANAGEMENT SYSTEM

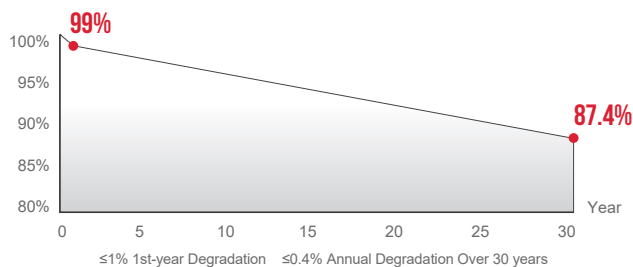
SA 8000: ILO Standards. Social responsibility standards
ISO 9001: Quality management system
ISO 14001: Environmental management system
ISO 45001: Occupational health and safety management system
ISO 50001: Energy management system
ISO 27001: Information security management system

PRODUCT CERTIFICATION

IEC 61215, IEC 61730
Ammonia Corrosion (IEC 62716)
Salt Mist Corrosion (IEC 61701)
LeTID (IEC TS 63342)
Dust & Sand (IEC 60068)



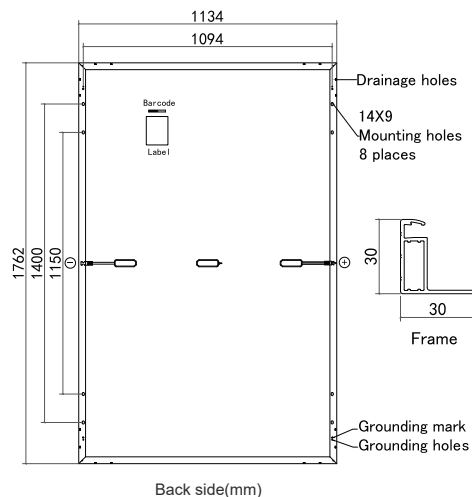
POWER WARRANTY



DMxxxM10RT-54HBB

Module Specification

Cell Type	N type Mono-crystalline, 108 (6×18)
Dimensions (mm)	1762×1134×30
Weight (kg)	20.6
Front Cover	3.2 mm tempered glass
Rear Cover	Backsheet
Junction Box	3 Diodes, IP68 according to IEC 62790
Cables	4mm ² /Portrait: 350mm (+)/250mm(-) Landscape: 1100mm(+)/1100mm(-) Length can be customized
Connector Type	PV-ZH202B or MC4 (1000V)



Electrical Specifications¹

Module Type	DM440M10RT-54HBB		DM445M10RT-54HBB		DM450M10RT-54HBB		DM455M10RT-54HBB		DM460M10RT-54HBB	
	STC ²	NMOT ³	STC	NMOT	STC	NMOT	STC	NMOT	STC	NMOT
Maximum Power (P _{max} /W)	440	331	445	335	450	339	455	343	460	347
Maximum Power Current (I _{mp} /A)	13.13	10.62	13.20	10.68	13.27	10.73	13.34	10.79	13.41	10.84
Maximum Power Voltage (V _{mp} /V)	33.51	31.30	33.71	31.49	33.91	31.68	34.11	31.86	34.31	32.05
Short-circuit Current (I _{sc} /A)	14.03	11.30	14.10	11.36	14.17	11.41	14.24	11.47	14.31	11.53
Open-circuit Voltage (V _{oc} /V)	39.85	37.75	40.05	37.94	40.25	38.13	40.45	38.32	40.65	38.51
Module Efficiency STC (%)	22.0		22.3		22.5		22.8		23.0	

¹ Measurements according to IEC 60904-3, Measurement tolerance: I_{sc}: ±4%, V_{oc}: ±3%, Test uncertainty for P_{max}: ±3%

² STC (Standard Test Condition): Radiation 1000 W/m², Module temperature 25 °C, AM = 1.5

³ NMOT: Radiation 800 W/m², Ambient temperature 20 °C, AM = 1.5, Wind Speed 1 m/s

Operating Conditions

Operating Temperature (°C)	-40 to +85
Maximum System Voltage (V)	1000 DC (IEC)
Overcurrent Protection Rating (A)	25
Power Output Tolerance (%)	0~3
Protection Class	Class II
Max. Test Load, Push/Pull (Pa)	Front 5400 / Back 2400
Max. Design Load, Push/Pull (Pa)	Front 3600 / Back 1600
Hail Class	HW4*

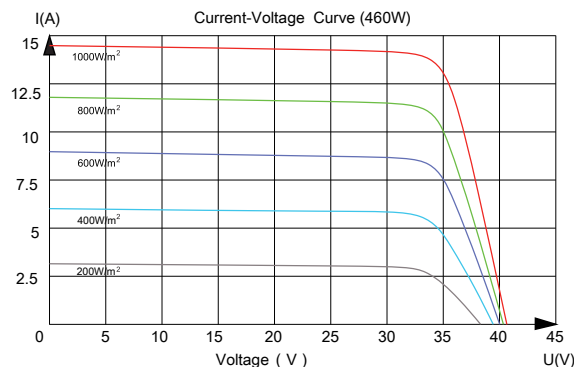
* Reference diameter of ice balls-VKF 40mm, Ice ball storage temp -20°C.

Packaging

Container	40HQ
Pallet Dimensions (mm)	1800x1140x1250
Pieces per Pallet	36
Pieces per Container	936

Temperature Characteristics

Nominal Module Operating Temperature (NMOT)	42±2 °C
Temperature Coefficient of P _{max} (%/°C)	-0.29
Temperature Coefficient of V _{oc} (%/°C)	-0.25
Temperature Coefficient of I _{sc} (%/°C)	+0.048



Hengdian Group DMEGC Magnetics Co.,Ltd.
 Add: Hengdian Industrial Zone, Dongyang City Zhejiang Province, China 322118
 Tel: 0086-579-8658-8826 E-mail: solar@dmeqc.com.cn Website: www.dmeqcsolar.com

DMEGC Renewable Energy B.V.
 Add: Industrieweg 2,2641 RM Pijnacker, The Netherlands.
 Tel: +31 (0) 8 58200765 E-mail: contact@dmeqc.eu

Statement: The installation instructions and the warranty conditions must be followed. Due to technological progress, product parameters will be adjusted accordingly. When signing the contract, the latest data of the company shall prevail. All information in this data sheet corresponds to EN 50380. Changes and errors excepted. Document: EN DS-M10RT-54HBB-20240730.

©DMEGC 2024 – All Rights Reserved